



[Pulmonary Auscultation Sounds Download- Download Activated Version](#)



#### Lungs, anterior

<b>Right upper lobe:</b> Stridor <input type="text"/> Volume: 4 <input type="text"/>	<b>Left upper lobe:</b> Stridor <input type="text"/> Volume: 4 <input type="text"/>
<b>Right middle lobe:</b> Normal <input type="text"/> Volume: 4 <input type="text"/>	
<b>Right lower lobe:</b> Normal <input type="text"/> Volume: 4 <input type="text"/>	<b>Left lower lobe:</b> Normal <input type="text"/> Volume: 4 <input type="text"/>

#### Lungs, posterior

<b>Left upper lobe:</b> Stridor <input type="text"/> Volume: 4 <input type="text"/>	<b>Right upper lobe:</b> Stridor <input type="text"/> Volume: 4 <input type="text"/>
	<b>Right lower lobe:</b> Normal <input type="text"/> Volume: 4 <input type="text"/>
<b>Left lower lobe:</b> Normal <input type="text"/> Volume: 4 <input type="text"/>	

#### Heart

<b>Aortic area:</b> Normal <input type="text"/> Volume: 0 <input type="text"/>	<b>Pulmonary area:</b> Normal <input type="text"/> Volume: 0 <input type="text"/>
<b>Tricuspid area:</b> Normal <input type="text"/> Volume: 0 <input type="text"/>	<b>Mitral area:</b> Normal <input type="text"/> Volume: 0 <input type="text"/>

[Pulmonary Auscultation Sounds Download- Download Activated Version](#)

---

**Download**



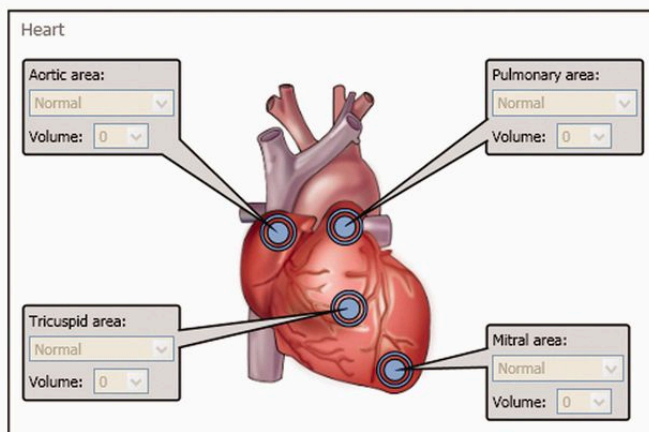
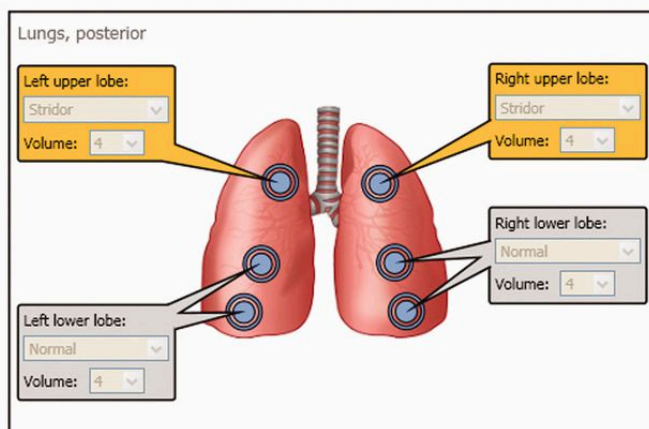
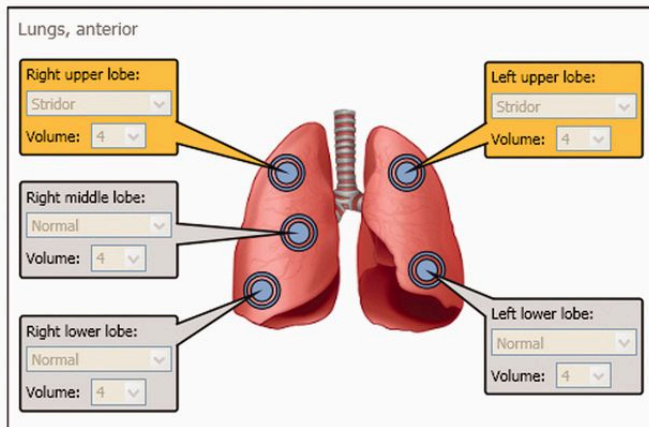
---

Boyars, MD Pulmonary auscultation has been a principal feature of standard physical examinations for many years and is a very useful initial noninvasive test for lung diseases.. 22–26 www.turner-white.com Hospital Physician January 2002 23 Figure 1 Left, the cover of De L'Auscultation.

lungs clear on auscultation MP3 Heart sounds and murmurs, Cardiac Auscultation papers, Digital Stethoscope, Auscultacion Cardiaca.. var q = 'Pulmonary+auscultation+sounds+download'; Review of Clinical Signs Karnath & Boyars : Pulmonary Auscultation : pp.. Review of Clinical Signs Series Editor: Bernard Karnath, MD Pulmonary Auscultation Bernard Karnath, MD Michael C.. Although the role of the stethoscope in pulmonary auscultation is being challenged by newer technologies.. Display, Record, Play, Grade and Analyze Cardiac Sounds and STETHOSCOPE - AUSCULTATION Cardiac Auscultation (Heart Sounds) & Pulmonary Auscultation (Lung Sounds) (Text, Images, Simulations, Videos/Movies & Audio/Sound).

[Download The Latest Version Xex Menu](#)

Acute pulmonary edema refers to excess fluid in the lung inspiratory and expiratory wheezing and bubbling sounds.  
[wondershare pdf editor pro for mac cracked free download](#)



[P.s. bimbhra ebook](#)

[N Torrent For Mac](#)

[Unduh Apk Root Explorer Cupcake For Bluestacks](#)

[Diner Dash 5 Boom Mac Download](#)

b0d43de27c [Can You Download More Sounds For Garageband](#)

---

b0d43de27c

[Targus Amp03us Driver Download](#)